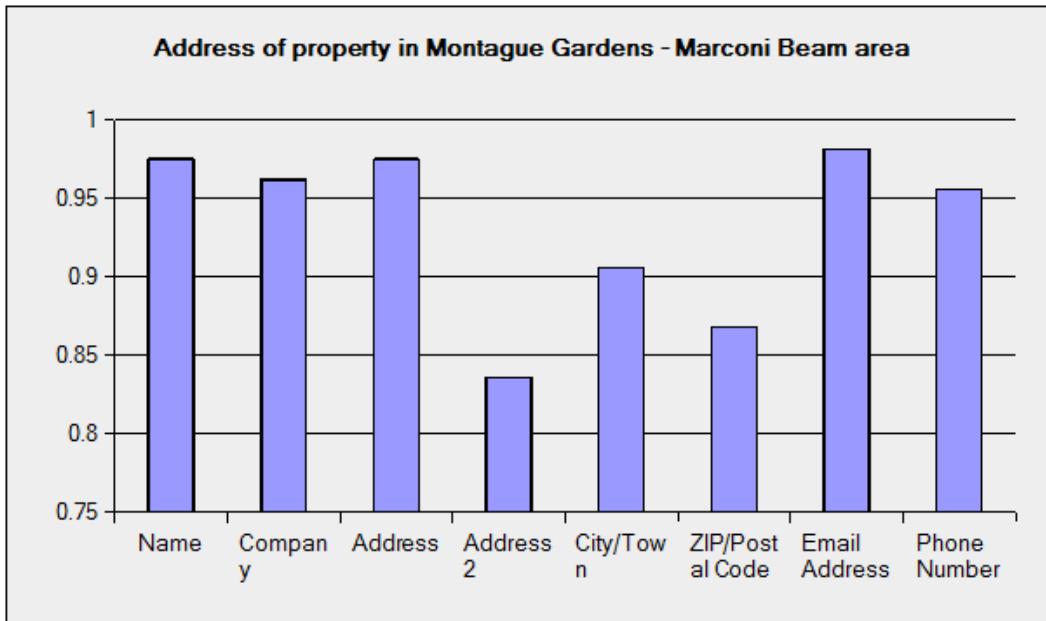


Survey Questions and Responses

The following are the actual questions and responses from the survey.

Question 1 (Category: Respondent information)

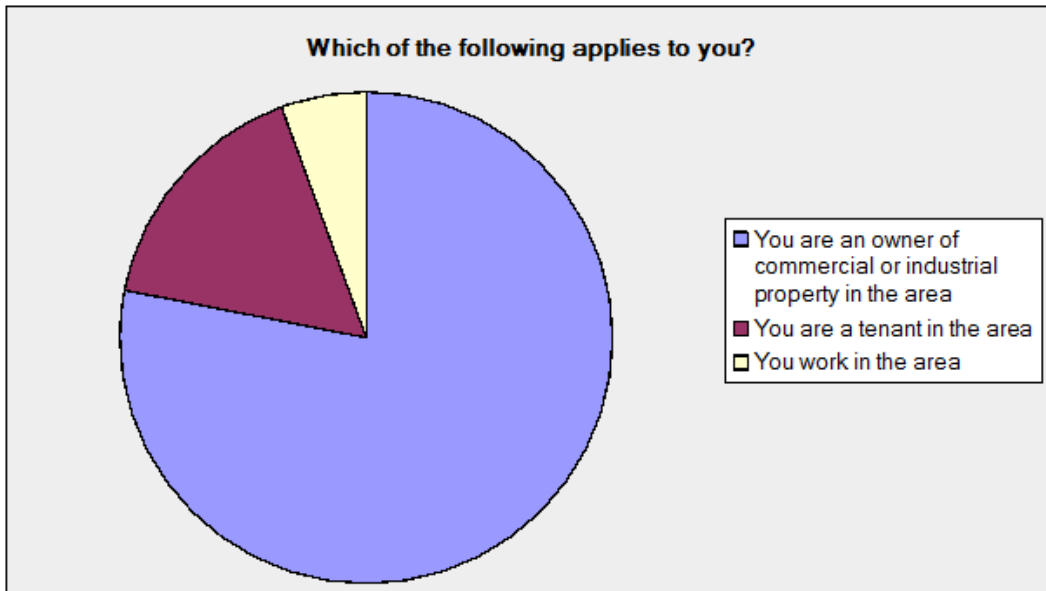
Address of property in Montague Gardens-Marconi Beam area		
Answer Options	Response Percent	Response Count
Name	97.5%	155
Company	96.2%	153
Address	97.5%	155
Address 2	83.6%	133
City/Town	90.6%	144
ZIP/Postal Code	86.8%	138
Email Address	98.1%	156
Phone Number	95.6%	152
	<i>answered question</i>	159
	<i>skipped question</i>	4



Question 2 (Category: Respondent information)

Which of the following applies to you?

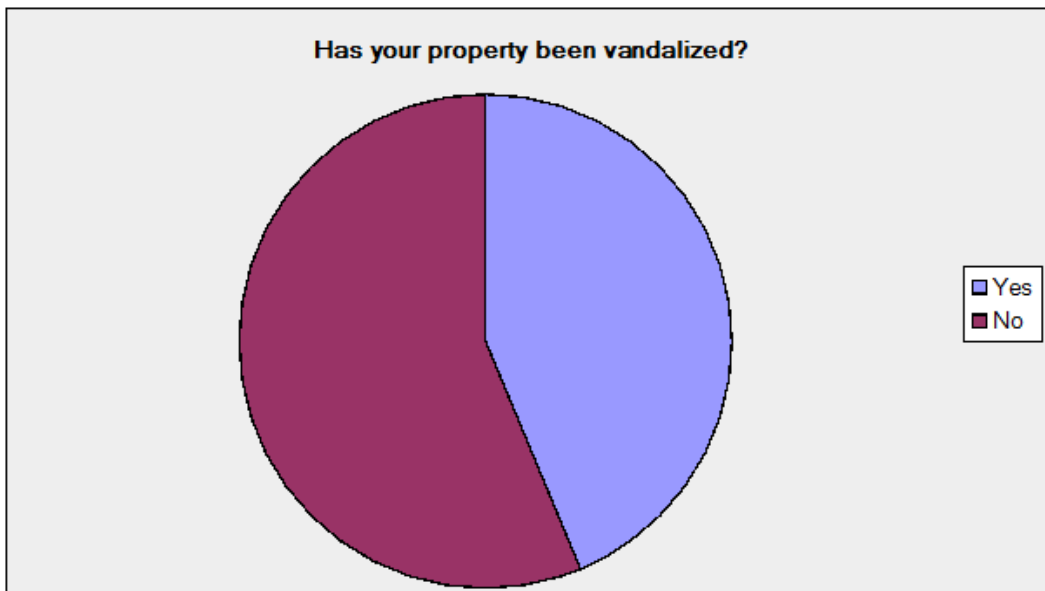
Answer Options	Response Percent	Response Count
You are an owner of commercial or industrial property in the area	78.1%	1
You are a tenant in the area	16.3%	2
You work in the area	5.6%	9
<i>answered question</i>		160
<i>skipped question</i>		3



Question 3 (Category: Safety and security)

Has your property been vandalized?

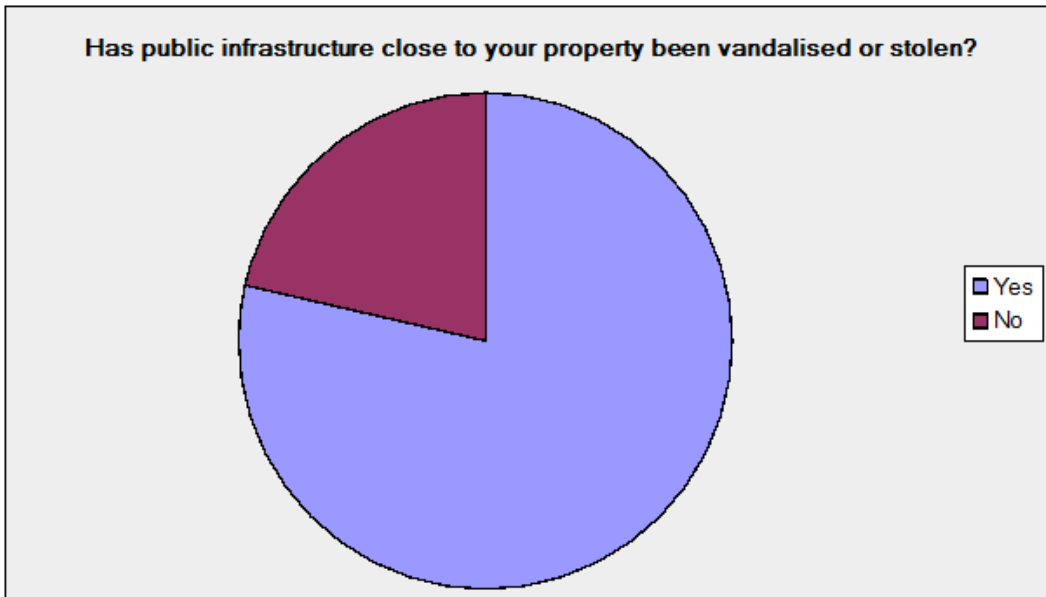
Answer Options	Response Percent	Response Count
Yes	43.7%	69
No	56.3%	89
<i>answered question</i>		158
<i>skipped question</i>		5



Question 4 (Category: Safety and security)

Has public infrastructure close to your property been vandalised or stolen?

Answer Options	Response Percent	Response Count
Yes	78.6%	121
No	21.4%	33
<i>answered question</i>		154
<i>skipped question</i>		9

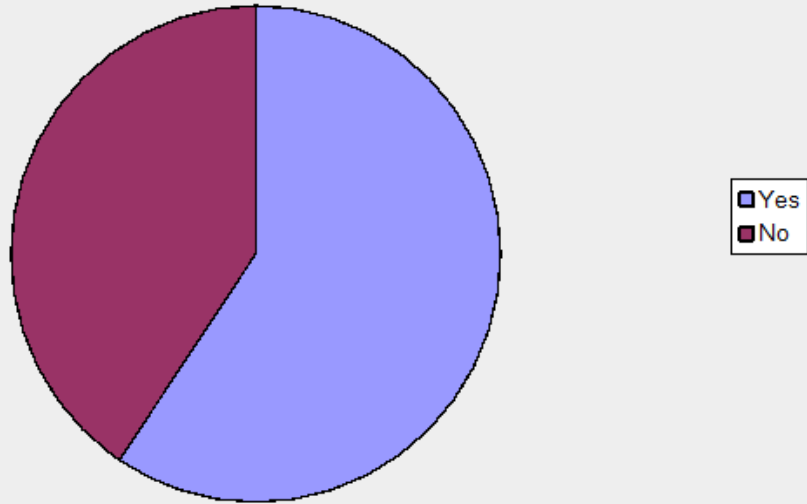


Question 5 (Category: Safety and security)

Have you personally experienced crime in the Montague Gardens-Marconi Beam area?

Answer Options	Response Percent	Response Count
Yes	59.4%	92
No	40.6%	63
<i>answered question</i>		155
<i>skipped question</i>		8

Have you personally experienced crime in the Montague Gardens - Marconi Beam area?

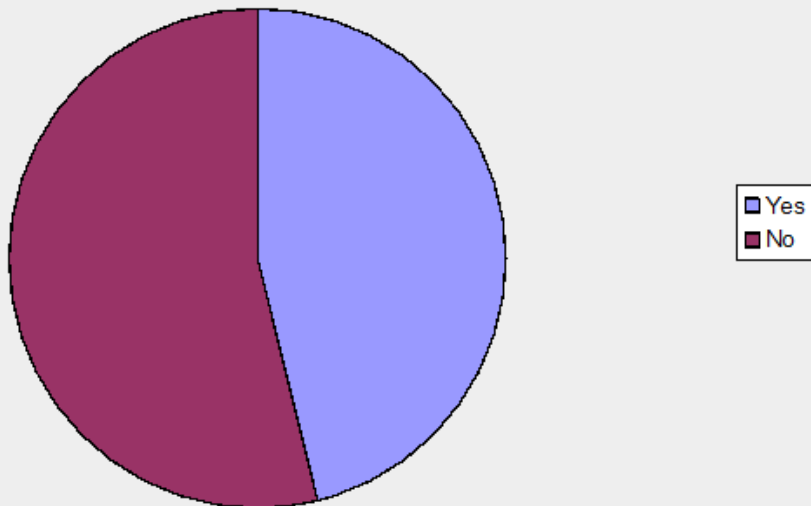


Question 6 (Category: Safety and security)

Have one of your staff been effected by crime in the Montague Gardens-Marconi Beam area?

Answer Options	Response Percent	Response Count
Yes	46.1%	70
No	53.9%	82
<i>answered question</i>		152
<i>skipped question</i>		11

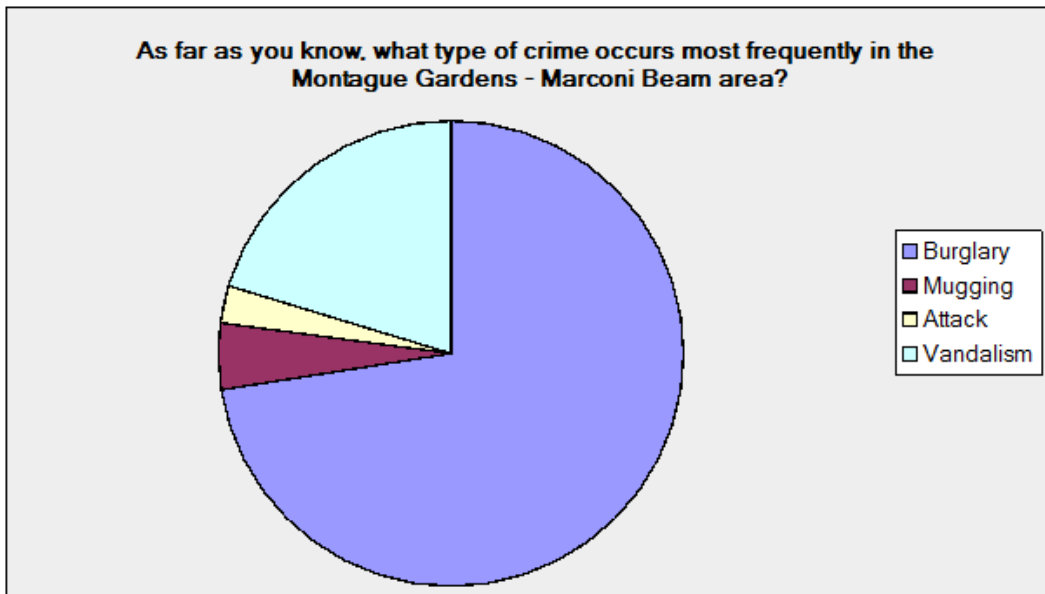
Have one of your staff been effected by crime in the Montague Gardens - Marconi Beam area?



Question 7 (Category: Safety and security)

As far as you know, what type of crime occurs most frequently in the Montague Gardens-Marconi Beam area?

Answer Options	Response Percent	Response Count
Burglary	72.5%	111
Mugging	4.6%	7
Attack	2.6%	4
Vandalism	20.3%	31
<i>answered question</i>		153
<i>skipped question</i>		10

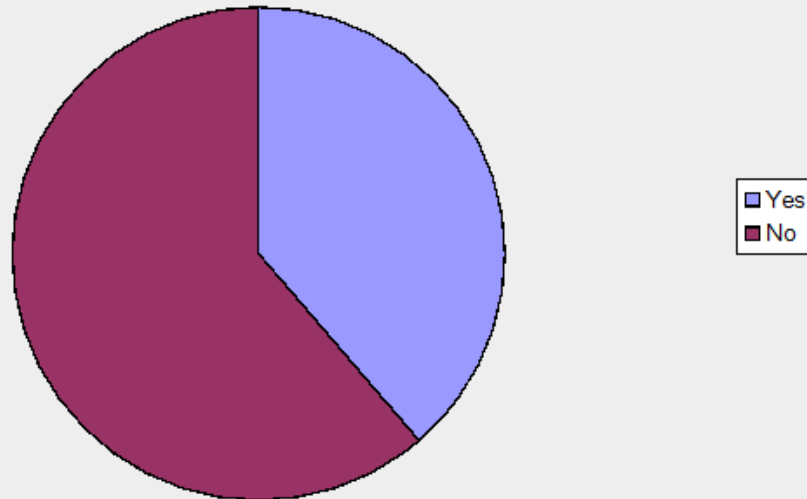


Question 8 (Category: Safety and security)

Do you feel that your staff are safe getting to and from public transport?

Answer Options	Response Percent	Response Count
Yes	38.7%	58
No	61.3%	92
<i>answered question</i>		150
<i>skipped question</i>		13

Do you feel that your staff are safe getting to and from public transport?

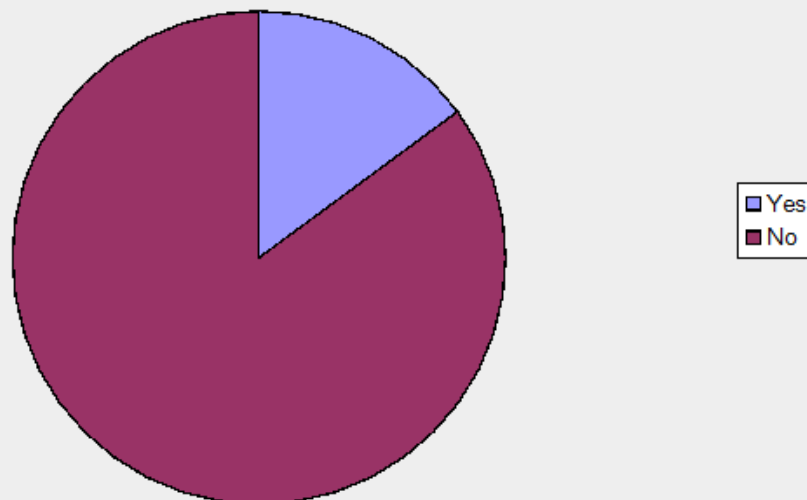


Question 9 (Category: Safety and security)

Do you feel safe entering the area at night?

Answer Options	Response Percent	Response Count
Yes	14.9%	23
No	85.1%	131
	<i>answered question</i>	154
	<i>skipped question</i>	9

Do you feel safe entering the area at night?



Question 10 (Category: Safety and security)

Do you feel safe working in the area over the weekend?

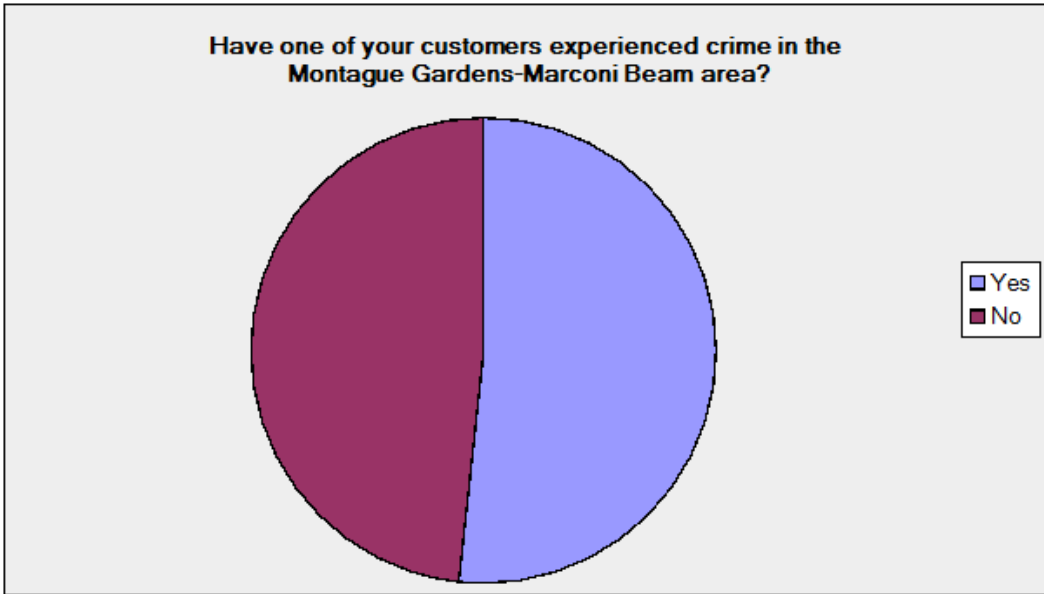
Answer Options	Response Percent	Response Count
Yes	25.0%	38
No	75.0%	114
<i>answered question</i>		152
<i>skipped question</i>		11



Question 11 (Category: Safety and security)

Have one of your customers experienced crime in the Montague Gardens-Marconi Beam area?

Answer Options	Response Percent	Response Count
Yes	51.7%	75
No	48.3%	70
<i>answered question</i>		145
<i>skipped question</i>		18



Question 12 (Category: Safety and security)

As far as you know, what streets are most affected by crime in Montague Gardens-Marconi Beam area?

Answer Options	Response Count
	101
	<i>answered question</i>
	<i>skipped question</i>

Number	Response Text
1	Freedom Way and Omuramba Roads
2	Montague Drive. Democracy Road.
3	All
4	don't know
5	do not know
6	Station Road, Railway Ave, Stella rd, Freedom way
7	Montague Drive
8	Not sure.....
9	Freedom Way, Entrance to Jo Slovo
10	Stella Road, Koeberg Road, Marconi Road, All roads
11	Omarumba Road
12	Montague Drive, Marconi Road, Stella Road, Station Road, Railway Road, All Roads
13	Democracy Way
14	?
15	Third Street Montague Gardens
16	Democracy Way, Freedom Way, Marconi Road, Bosmansdam Road, Platinum Crescent
17	Don't know

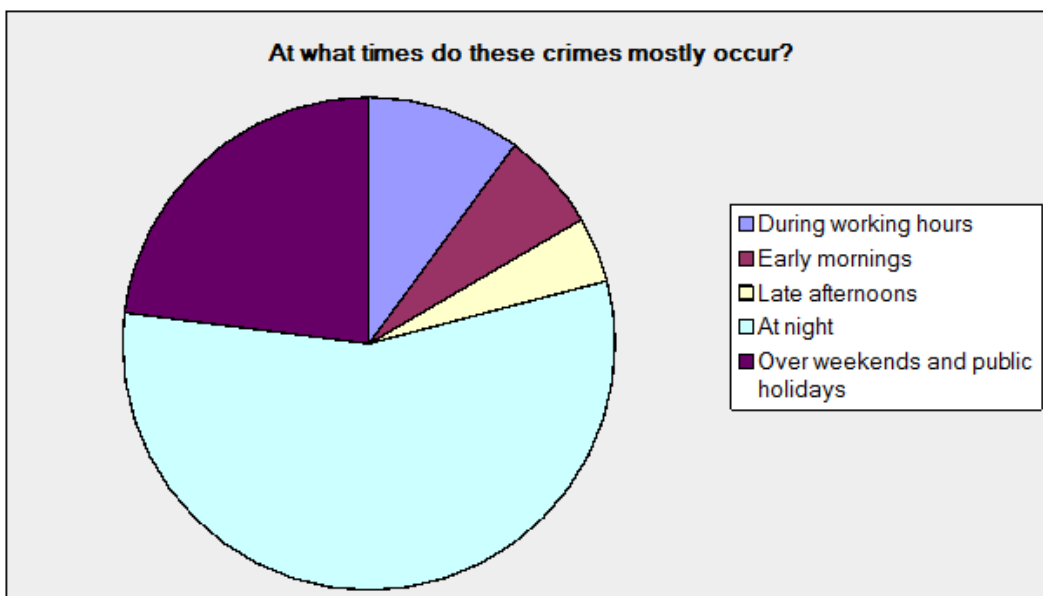
- 18 The quieter streets are more vulnerable to vandalism and burglaries.
- 19 Maribus Rd, Freedom Way
- 20 All streets
- 21 Freedom Way - protests
- 22 ?
- 23 Freedom Way
- 24 Omurumba Rd, Freedom Way
- 25 STATION RD
- 26 Montague Drive
- 27 3rd Street.
- 28 Not aware of which streets
- 29 I have no idea to date our experience has only been good
- 30 No idea
- 31 Freedom Way
- 32 RAILWAY ROAD
- 33 Omurumba Freedom way
- 34 Not Sure
- 35 Democracy Way
- 36 PHOENIX AREA
- 37 Freedom Way
- 38 Omorumba
- 39 Omarumba and Freedom
- 40 n/a
- 41 Dawn Rd
- 42 Joe Slovo Informal Settlement
- 43 Can't answer this as I do not occupy the premises. They are each let to tenants.
- 44 Not sure, we're on the main road, and we are affected.
- 45 NOT SURE.
- 46 Democracy
- 47 don't know
- 48 Printers Way & Freedom Way
- 49 Democracy Way & Freedom Way
- 50 Bosmansdam road
Omurumba road
- 51 I don't know
- 52 no clue
- 53 Montague Drive and off-roads
- 54 Station Road
- 55 Second Street, Montague Gardens
- 56 STELLA ROAD
- 57 Montague Drive
- 58 Unsure - all of them?
- 59 Station Rd.
- 60 Railway Road
- 61 STATION ROAD, RAILWAY ROAD, MONTAGUE DRIVE, MARCONI DRIVE
- 62 Railway Road

- 63 Stella Road and Dawn Road
- 64 None that I know of
- 65 Railway Road, Station Road etc. anywhere along the railway line and other open spaces. The situation along the main road of Marconi Bean has become unbelievably bad.
- 66 Montague Drive, 2nd St, Marconi Rd, John Montague Square.
-
- 67 Generally all over
- 68 1st, 2nd, 3rd, 4th, 5th and 6th Streets, Marconi Road, Montague Drive
- 69 Democracy + Bosmansdam
- 70 Station Rd
- 71 Montague Drive
- 72 Dawn / Ingrid Road
- 73 5th street, 4th street, 6th street
- 74 Koeberg Road, Racecourse road at the bus stops
- 75 not sure
- 76 Area behind John Montague Centre
- 77 Montague Drive, Railway Road, Station Road
- 78 Unknown
- 79 It is everywhere
- 80 Dawn Road
- 81 Montague Drive
- 82 Unknown
- 83 Back of Stella/Dawn etc. all along Railway line. In Railway Road we have had numerous break-ins to our yard. One involved arrest & prosecution.
- 84 Not sure
- 85 Jig Road, Stella Road that I know of
- 86 Stella Rd
- 87 Dawn rd
- 88 Stella Road. Montague Drive
- 89 2nd Ave, Omarumba Road
- 90 Marconi Road
- 91 Station Road
- 92 6th, 2nd
- 93 All of them
- 94 Montague Drive
- 95 Koeberg Rd
- 96 n/a
- 97 Freedom way
- 98 Unknown
- 99 all over random areas
- 100 Railway and Station Roads
- 101 Not aware

Question 13 (Category: Safety and security)

At what times do these crimes mostly occur?

Answer Options	Response Percent	Response Count
During working hours	10.1%	14
Early mornings	6.5%	9
Late afternoons	4.3%	6
At night	56.1%	78
Over weekends and public holidays	23.0%	32
<i>answered question</i>		139
<i>skipped question</i>		24

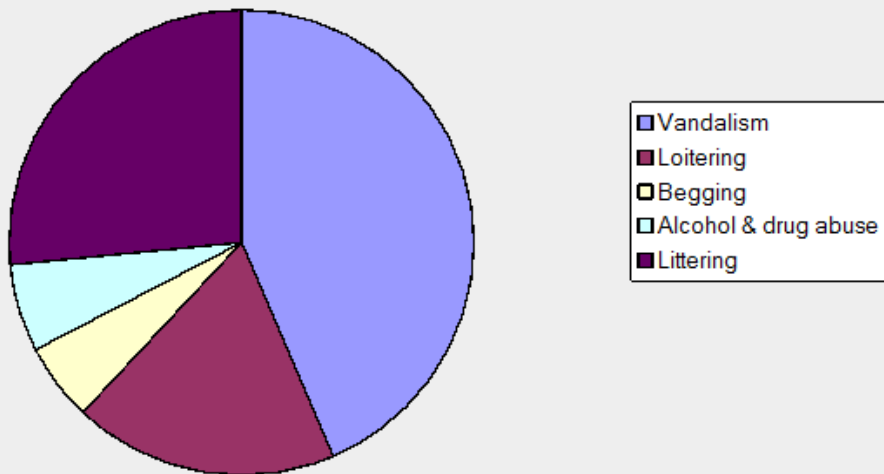


Question 14 (Category: Social environment)

Specify in what ways homelessness and vagrancy affect the Montague Gardens-Marconi Beam area?

Answer Options	Response Percent	Response Count
Vandalism	43.5%	64
Loitering	18.4%	27
Begging	5.4%	8
Alcohol & drug abuse	6.1%	9
Littering	26.5%	39
<i>answered question</i>		147
<i>skipped question</i>		16

Specify in what ways homelessness and vagrancy affect the Montague Gardens-Marconi Beam area?

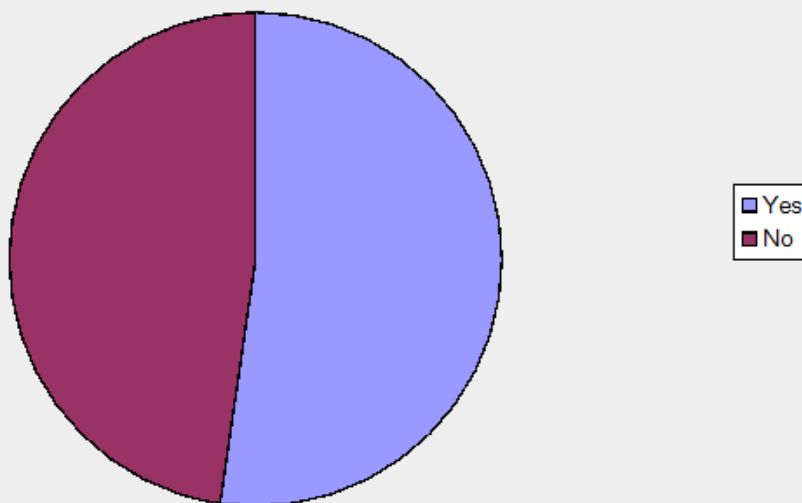


Question 15 (Category: Safety and security)

Is your property in a guarded security complex?

Answer Options	Response Percent	Response Count
Yes	52.3%	78
No	47.7%	71
<i>answered question</i>		149
<i>skipped question</i>		14

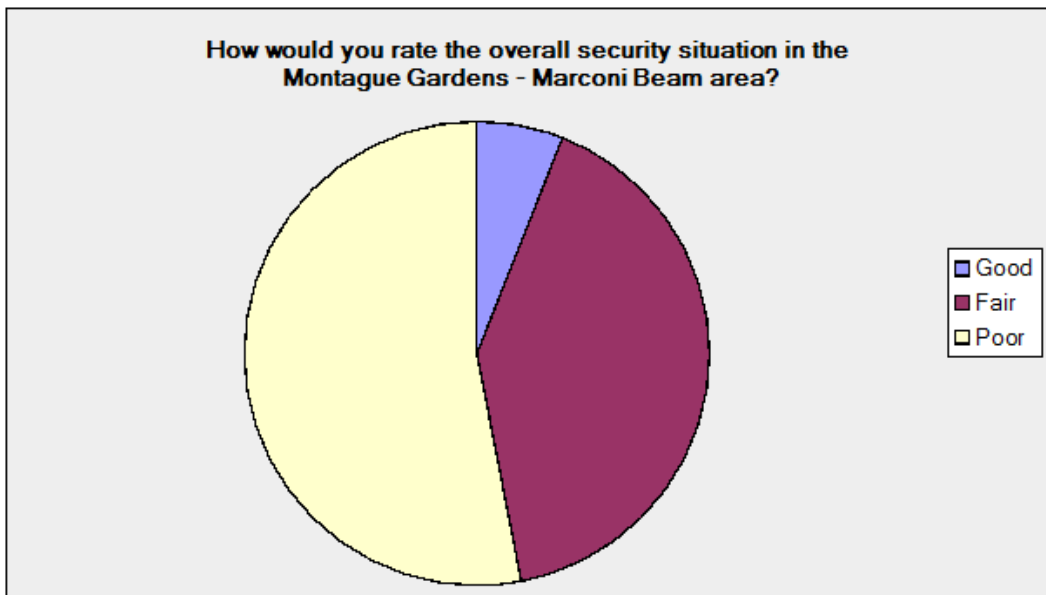
Is your property in a guarded security complex?



Question 16 (Category: Safety and security)

How would you rate the overall security situation in the Montague Gardens-Marconi Beam area?

Answer Options	Response Percent	Response Count
Good	6.0%	9
Fair	40.9%	61
Poor	53.0%	79
<i>answered question</i>		149
<i>skipped question</i>		14

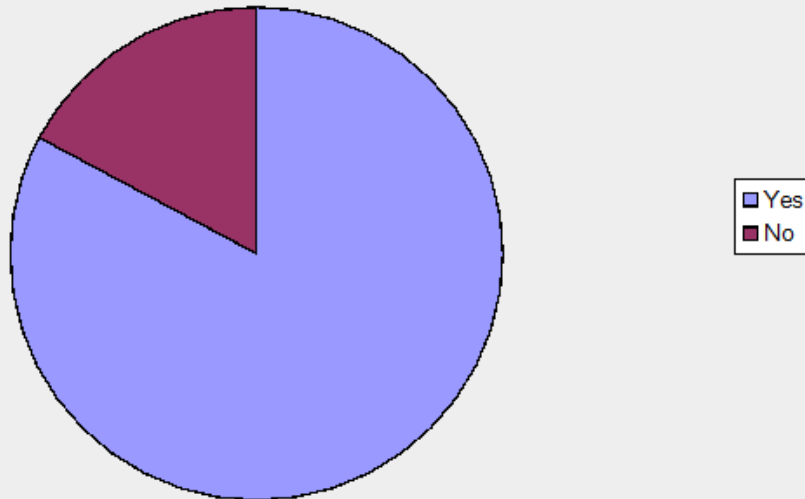


Question 17 (Category: Cleanliness)

Is illegal dumping a problem in the Montague Gardens-Marconi Beam area?

Answer Options	Response Percent	Response Count
Yes	82.8%	120
No	17.2%	25
<i>answered question</i>		145
<i>skipped question</i>		18

Is illegal dumping a problem in the Montague Gardens-Marconi Beam area?

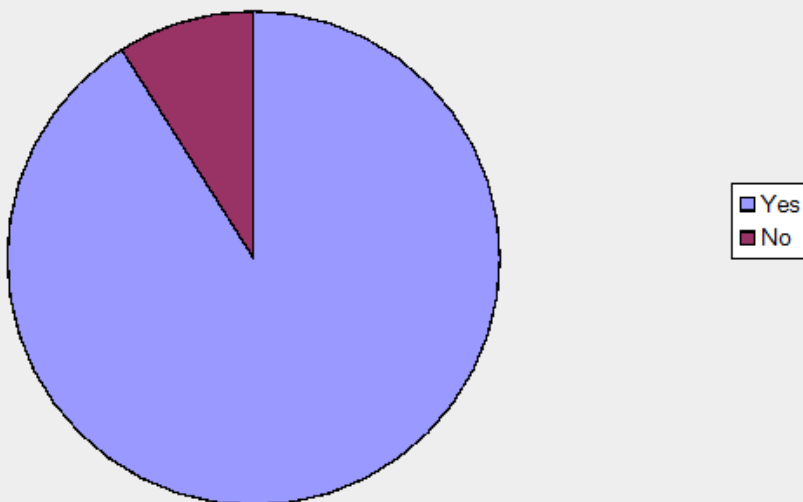


Question 18 (Category: Cleanliness)

Is there a litter problem in the public areas?

Answer Options	Response Percent	Response Count
Yes	91.0%	132
No	9.0%	13
<i>answered question</i>		145
<i>skipped question</i>		18

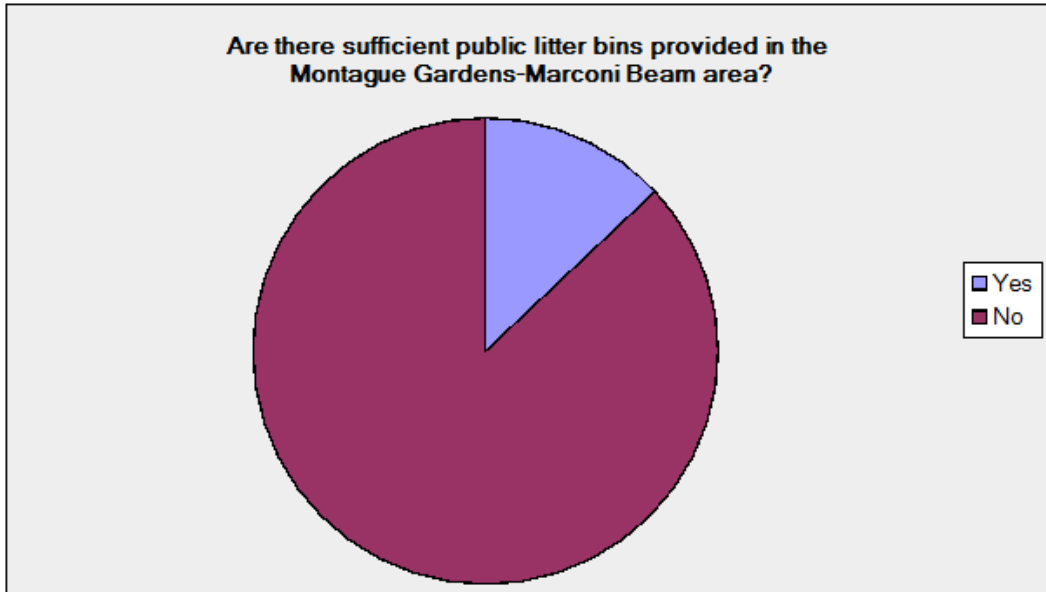
Is there a litter problem in the public areas?



Question 19 (Category: Cleanliness)

Are there sufficient public litterbins provided in the Montague Gardens-Marconi Beam area?

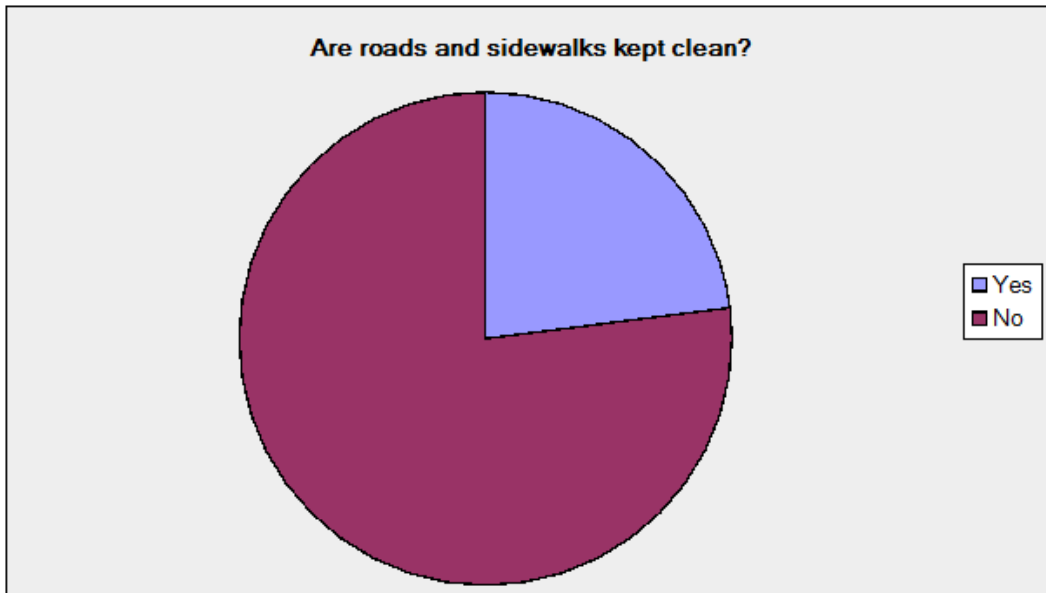
Answer Options	Response Percent	Response Count
Yes	13.0%	19
No	87.0%	127
<i>answered question</i>		146
<i>skipped question</i>		17



Question 20 (Category: Cleanliness)

Are roads and sidewalks kept clean?

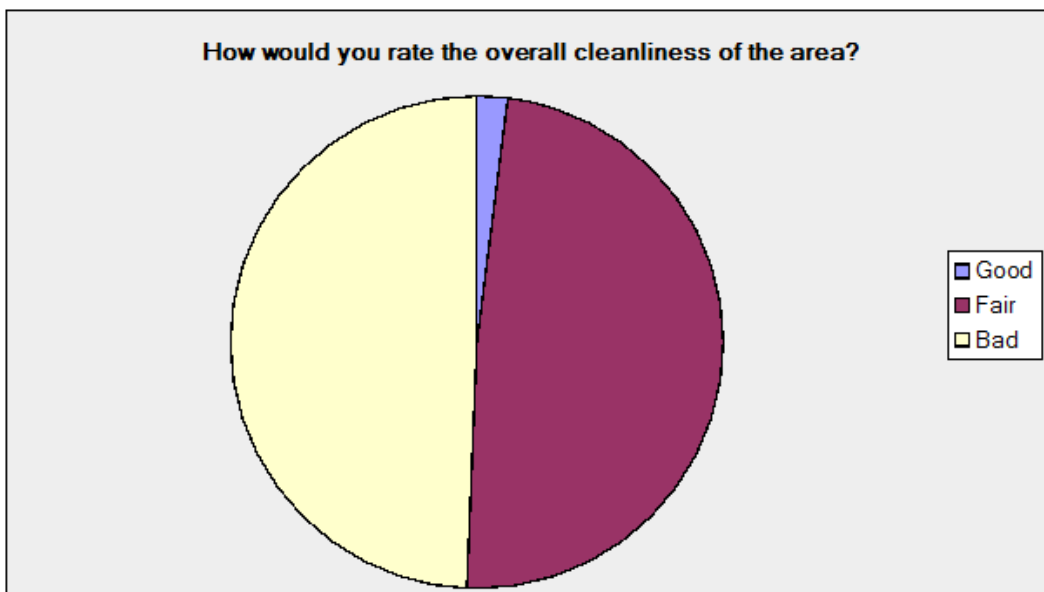
Answer Options	Response Percent	Response Count
Yes	23.0%	34
No	77.0%	114
<i>answered question</i>		148
<i>skipped question</i>		15



Question 21 (Category: Cleanliness)

How would you rate the overall cleanliness of the area?

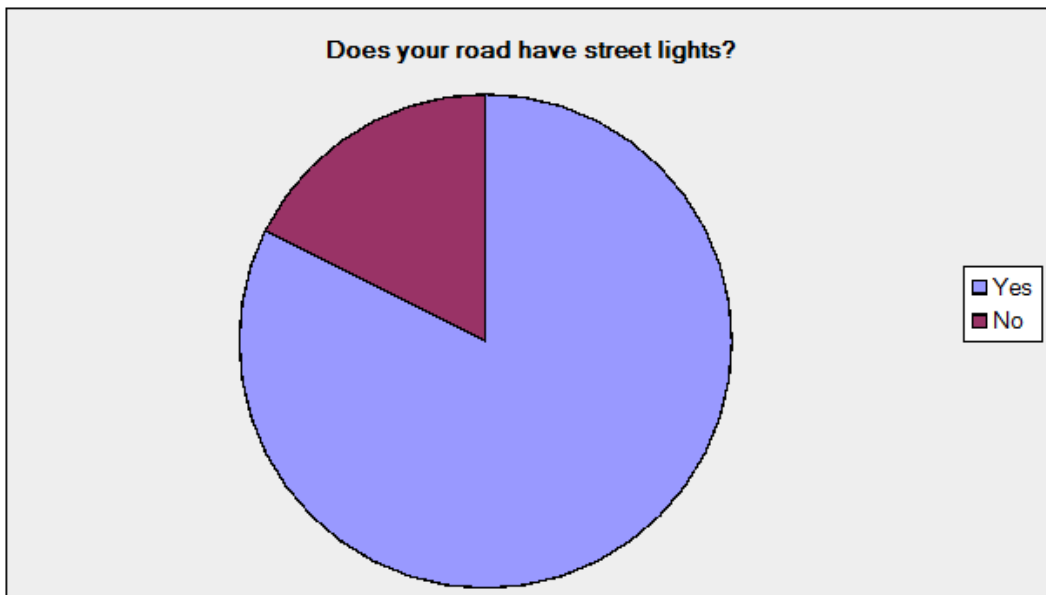
Answer Options	Response Percent	Response Count
Good	2.0%	3
Fair	48.6%	72
Bad	49.3%	73
<i>answered question</i>		148
<i>skipped question</i>		15



Question 22 (Category: Public infrastructure/environment)

Does your road have streetlights?

Answer Options	Response Percent	Response Count
Yes	82.4%	117
No	17.6%	25
<i>answered question</i>		142
<i>skipped question</i>		21

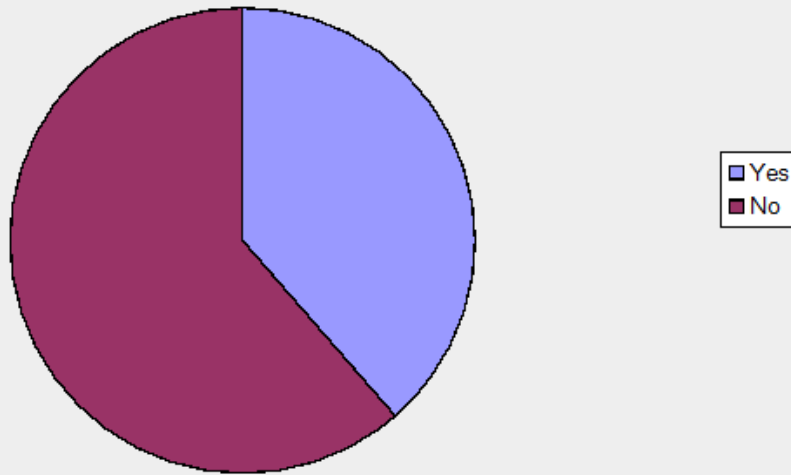


Question 23 (Category: Safety and security; Public infrastructure/environment)

In terms of security, is the street lighting in the Montague Gardens-Marconi Beam area, sufficient?

Answer Options	Response Percent	Response Count
Yes	38.6%	54
No	61.4%	86
<i>answered question</i>		140
<i>skipped question</i>		23

In terms of security is the street lighting in the Montague Gardens-Marconi Beam area, sufficient?

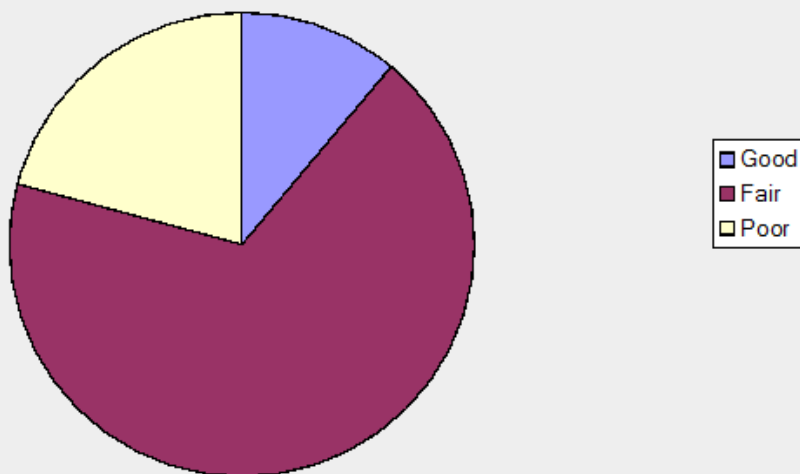


Question 24 (Category: Public infrastructure/environment)

Indicate the extent to which you believe that traffic and road signage (street names, road markings etc.) are up to standard?

Answer Options	Response Percent	Response Count
Good	11.1%	16
Fair	68.1%	98
Poor	20.8%	30
<i>answered question</i>		144
<i>skipped question</i>		19

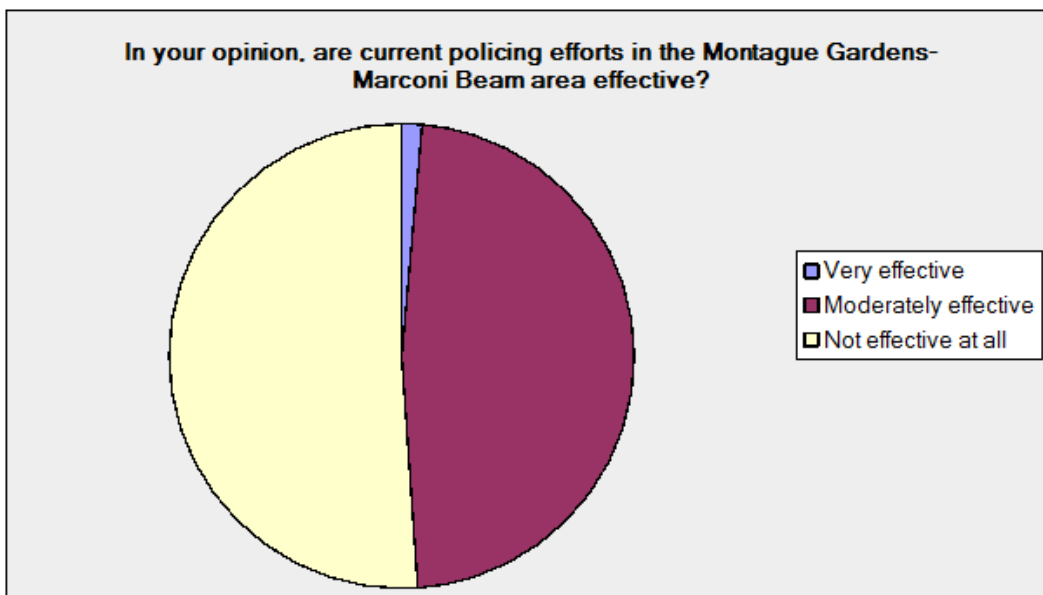
Indicate the extent to which you believe that traffic and road signage (street names, road markings etc.) are up to standard?



Question 25 (Category: Safety and security)

In your opinion, are current policing efforts in the Montague Gardens-Marconi Beam area effective?

Answer Options	Response Percent	Response Count
Very effective	1.4%	2
Moderately effective	47.5%	67
Not effective at all	51.1%	72
<i>answered question</i>		141
<i>skipped question</i>		22



Question 26 (Category: Safety and security)

Where are policing efforts effective or not effective? (Select only one option per row)

Answer Options	Good	Fair	Poor	Rating Average	Response Count
Resources	4	55	79	1.97	138
Visibility	2	42	98	1.99	142
Response Times	2	60	74	1.99	136
Detective Investigation Services	4	57	69	1.97	130
<i>answered question</i>					142
<i>skipped question</i>					21

Where are policing efforts effective or not effective? (Select only one option per row)

